

## MAGNUMSTONE™ MARKETING MATERIALS

If you require more information on MagnumStone™ please visit our website at [cornerstonewallsolutions.com](http://cornerstonewallsolutions.com).



**CornerStone® Website**



**Installation Guide**



**Sustainability Brochure**



**General Brochure**



**CORNERSTONE**  
WALL SOLUTIONS INC.  
[cornerstonewallsolutions.com](http://cornerstonewallsolutions.com)

937 Fresno Pl., Coquitlam  
BC Canada V3J 6G5

TEL 604 939 7999  
FAX 604 939 4147

TOLL FREE 800 939 9193



**MAGNUMSTONE™**

> > > Engineered for strength... designed for beauty



**CORNERSTONE**  
WALL SOLUTIONS INC.  
[cornerstonewallsolutions.com](http://cornerstonewallsolutions.com)



## > > > THE DESIGN ADVANTAGE

The MagnumStone™ retaining wall system was developed with the engineer, designer and installer in mind. MagnumStone's durable, high strength concrete SecureLugs fit into the lower unit's hollow core, allowing significant lateral movement without losing the unit interlock. The wet-cast manufacturing process provides the units with high strength, low absorption and great freeze/thaw results. Tapered sides make it easy to build tight curves and straight walls with complete accuracy. The MagnumStone's vertical and horizontal hollow core, filled with clear crushed gravel, provides added weight, an excellent wall drainage system and a superb connection with the geosynthetic reinforcements.



**GREEN PLANTABLE WALL**



**FENCE POSTS**



**OUTSIDE CORNER**





**INSIDE CORNER**



**OUTSIDE CURVE**



**INSIDE CURVE**



## > > > THE INSTALLATION ADVANTAGE

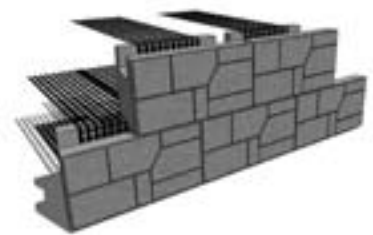
The MagnumStone™ unit was designed with the end user in mind. The hollow core design reduces the unit weight, making it easy to handle for any small or large type of machinery. The patented SecureLug, tapered sides, 8 square feet face and light weight MagnumStone™ system out performs the old traditional wall methods, speeding up installation time and reducing costs considerably. A MagnumStone™ installation crew can construct 800 to 1,500 square feet of wall units per day, making this one of the quickest and easiest wall systems to build. The unique hollow core design makes the MagnumStone™ system easy to assemble and disassemble when building temporary wall projects. The flexibility and ease of installation provides the end user with many options to solving nearly any wall problem.



**GRAVITY WALL**

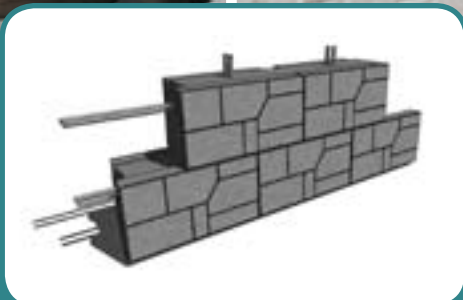


**GEOGRID WALL**



**POSITIVE CONNECTION**





**STEEL/CONCRETE WALL**



**SOIL ANCHORING**



**WALL STEP-UP**



## > > > THE ECONOMIC ADVANTAGE

Not only can the MagnumStone™ units be loaded and unloaded two at a time, quickly and easily, but a typical 48,000 lb truck can transport nearly 300 sq ft of units. This means fewer trucks to manage, reduced expensive labor and a major reduction in costly fuel consumption compared to typical solid systems. Fewer trucks on the road and project site will reduce the potential for project delays.



**STANDARD UNIT**



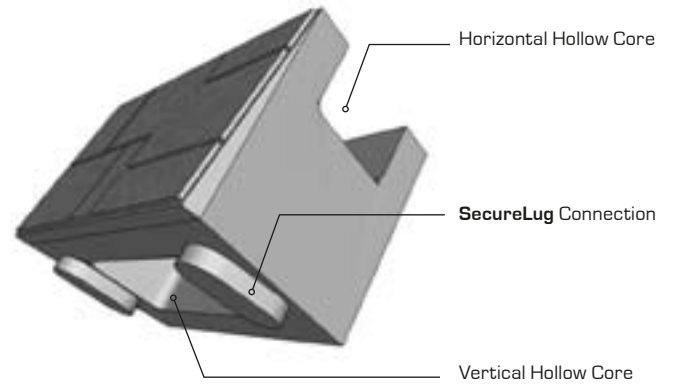
**STANDARD TOP UNIT**



**HALF HIGH UNIT**



## THE ECONOMIC BENEFITS OF A HOLLOW CORE UNIT



### STANDARD UNIT SPECIFICATIONS

DIMENSIONS	24" HEIGHT x 48" WIDTH x 24" DEPTH (61 H x 122 W x 61 CM D)	
FACE AREA	8 SQ FT	(0.745 M <sup>2</sup> )
VOLUME OF VOIDS	6.35 FT <sup>3</sup>	(.180 M <sup>3</sup> )
UNIT WEIGHT	1370 LBS	(621 KGS)
GRAVEL FILLED WEIGHT	2150 LBS	(975 KGS)
BATTER/SETBACK	4.5°	2" / UNIT (5 CM / UNIT)



HALF HIGH TOP UNIT



CORNER/END UNIT



STEP/CAP